

# Sanitary pumps type F 560 S

## Version with bearing flange

### Recommended for transferring

Thin to highly viscous, even pasty, still free flowing substances to 100,000 cPs

### Typical applications

A pump designed to meet the specific requirements of the food, cosmetic and pharmaceutical industries.

The sanitary pump type F 560 S can be stripped down in no time for cleaning and/or sterilization. The stator housing comprises a safety bar to protect containers and to allow transfer operations from plastic inliners.

### 3A-Certificate for USA

The F 560 S pump is available in versions with 3A-approval: ground and polished, equipped with a closed mechanical seal in stainless steel with sliding faces in silicon carbide (SiC).

### FLUX FOOD for EU

The eccentric worm-drive pump F 560 S pump is available in FLUX FOOD version conform to the EU regulations (EG) 1935/2004 and (EU) 10/2011 - recognized by the glass fork symbol.

### Available drive motors

Three-phase electric motors<sup>4</sup> or compressed-air motors

### Scope of supply

A complete eccentric worm-drive pump consists of: drive motor, pump, stator and hose connection.





F 560 S3A-50/21  
with three-phase motor

### Technical data - Flow rate estimates based on varying viscosities

560S 50/21	
VISCOSITY (CPS)	MAX GPM
1,000	10
3,000	8
10,000	6 - 7
20,000	4.5
30,000	4
40,000	2.5 - 3.5
50,000	2 - 3
60,000	1.5 - 2
70,000	1.5 - 2
80-100,000	1 - 2

560S 54/26	
VISCOSITY (CPS)	MAX GPM
1,000	12
3,000	10
10,000	8
20,000	6
30,000	5.5
40,000	3.5 - 4.5
50,000	3 - 4
60,000	2.5 - 3.5
70,000	2 - 3
80-100,000	1 - 2

<sup>1</sup>  3A certificated version available

<sup>2</sup>  products conform to EG 1935/2004 and EU 10/2011 available

<sup>3</sup>  Ex-proof versions available

<sup>4</sup> Motor capability can vary depending on flow characteristics of the liquid being pumped.

**Eccentric worm-drive pump with mechanical seal in bearing flange version, drive motors see page 16**

Type	F 560 S1-50/21	F 560 S2-50/21	F 560 S1XA-50/21	F 560 S2XA-50/21
Delivery rate max.	10 GPM (37 LPM)			
Delivery head max.	116 PSIG (8 bar)			
Thread on outlet	Rd 58 x 1/6	G 1½ A	Rd 58 x 1/6	G 1½ A (BSP 1½" male)
Seal type	mechanical seal in SiC, o-rings in FKM (foodgrade)			
Material	bearing flange, outer tube, torsion shaft and eccentric worm in stainless steel 316 Ti			
Outer-Ø	50 mm			
Stator	not included with the pump, separate part number please see list below		Stator PTFE white, included with the pump	
Explosion-proof according to ATEX-Directive 2014/34/EU for use in Zone 0	not approved for transferring highly flammable liquids in Zone 0		EC Type Examination Certificate No. PTB 99 ATEX 4052 X (Ex II 1/2 IIA T4)	
<b>Part No./Weight</b>				
Immersion length 27" (700 mm)	<b>560 24 407</b> /9.5 lbs	<b>560 24 507</b> /9.5 lbs	-	-
Immersion length 39" (1000 mm)	<b>560 24 410</b> /12.5 lbs	<b>560 24 510</b> /12.5 lbs	<b>560 20 810</b> /15.6 lbs	<b>560 20 910</b> /12.1 lbs
Immersion length 47" (1200 mm)	<b>560 24 412</b> /13.7 lbs	<b>560 24 512</b> /15.4 lbs	<b>560 20 812</b> /16.7 lbs	<b>560 20 912</b> /13.2 lbs

Type	F 560 S1-54/26	F 560 S2-54/26
Delivery rate max.	12 GPM (45 LPM)	
Delivery head max.	116 PSIG (8 bar)	
Thread on outlet	Rd 58 x 1/6	G 1½ A
Seal type	mechanical seal in SiC, o-rings in FKM (foodgrade)	
Material	bearing flange, outer tube, torsion shaft and eccentric worm in stainless steel 316 Ti	
Outer-Ø	54 mm	
Stator	not included with the pump, separate part number please see list below	
<b>Part No./Weight</b>		
Immersion length 27" (700 mm)	<b>560 25 507</b> /9.5 lbs	<b>560 25 607</b> /9.5 lbs
Immersion length 39" (1000 mm)	<b>560 25 510</b> /12.5 lbs	<b>560 25 610</b> /12.5 lbs
Immersion length 47" (1200 mm)	<b>560 25 512</b> /13.7 lbs	<b>560 25 612</b> /16.5 lbs

**Also available:**

- FLUX FOOD pumps conform EG 1935/2004 und EU 10/2011
- Version with cardan shaft for higher torque
- Bg\_ bei [fZ dYZfl Wf dafSf[a` Xad W\_ bfk[ Y fZWbg\_ b adUV&[ Y T`aU] SYW&
- Bg\_ be XadHE5A8>GJ S` V H:E5A8>GJ \_ aT[W
- : aq[ a` fS`k \_ ag` fW hvW&[a` e Z eWbSYW&&

**Eccentric worm-drive pumps type F 560 S3A in 3A version**

Type	F 560 S3A-50/21	F 560 S3A-54/26
Delivery rate max.	10 GPM (37 LPM)	12 GPM (45 LPM)
Delivery head max.	116 PSIG (8 bar)	116 PSIG (8 bar)
Thread on outlet	Clamp 2"	Clamp 2"
Seal type	closed mechanical seal in stainless steel, sliding faces in SiC, O-rings in FKM (foodgrade)	
Material	bearing flange, outer tube, torsion shaft and eccentric worm in stainless steel 316 Ti, ground and polished	
Outer-Ø	50 mm	54 mm
Stator	stator in PTFE included with the pump	
<b>Part No./Weight</b>		
Immersion length 27" (700 mm)	<b>560 24 007</b> /12.8 lbs	<b>560 25 007</b> /13.9 lbs
Immersion length 39" (1000 mm)	<b>560 24 010</b> /14.3 lbs	<b>560 25 010</b> /15.4 lbs
Immersion length 47" (1200 mm)	<b>560 24 012</b> /15.4 lbs	<b>560 25 012</b> /16.5 lbs

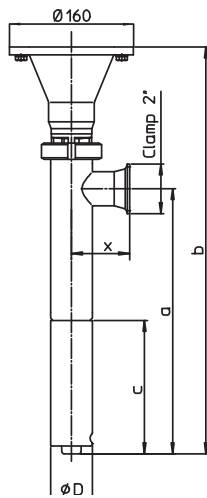
**Stator in PTFE, Stator Housing in Stainless Steel with Safety Bar and inliner**

Type F 560 S1, S2	Part No./Weight
Outer-Ø 50 mm	<b>560 21 900</b> /1.3 lbs
Outer-Ø 54 mm	<b>560 23 900</b> /1.5 lbs

**Hose connection in stainless steel, complete with union nut or clamp connection**

Part No./Weight	Type F 560 S1	Type F 560 S2	Type F 560 S3A
for flexible hose, inside 1" (DN 25)	<b>959 04 115</b> /0.4 lbs	<b>959 04 002</b> /0.4 lbs	-
for flexible hose, inside 1-1/4" (DN 32)	<b>959 04 134</b> /0.6 lbs	<b>959 04 003</b> /0.6 lbs	<b>959 04 137</b> /0.8 lbs
for flexible hose, inside 1-1/2" (DN 38)	<b>959 04 130</b> /0.8 lbs	<b>959 04 004</b> /0.8 lbs	<b>959 04 109</b> /0.8 lbs

**F 560 S**



Type		F 560 S-50/21			
Dimensions in mm	ØD	x	a	b	c
Immersion length 27" (700 mm)	50	73	714	897	145
Immersion length 39" (1000 mm)	50	73	1014	1197	145
Immersion length 47" (1200 mm)	50	73	1214	1397	145
Type		F 560 S-54/26			
Dimensions in mm	ØD	x	a	b	c
Immersion length 27" (700 mm)	54	75	740	924	172
Immersion length 39" (1000 mm)	54	75	1040	1224	172
Immersion length 47" (1200 mm)	54	75	1240	1424	172